

KTJ Cabinet with Filter Series



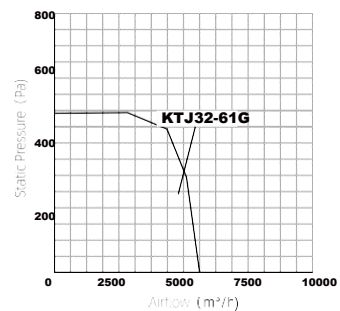
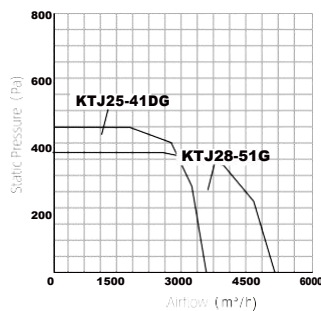
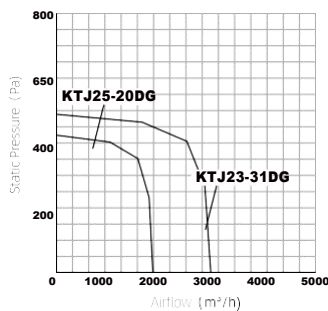
Features

- Eco-watt Low power consumption.
- Long-distant air supply.
- Low noise & stable operation.
- Easy maintenance, quality manufacturing.
- IP54 water proof motor.

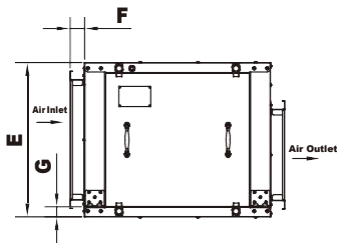
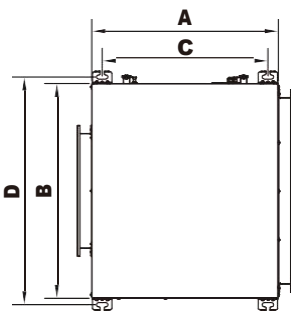


KTJ Series designed for smoke extraction in fire conditions, The casings are manufactured from heavy gauge galvanised sheet steel. All models incorporate double inlet forward curved centrifugal impellers. Applications Entrance of Industries, Restaurants, Offices, Malls & other commercial places.

Performance Curve



Product Specification



Pre Filter

Filtering particulate matter, can be washed

Medium Efficiency Filter- F5

Filter PM10
Smoke, bacteria
Allergens & others

unit: mm

Model	A	B	C	D	E	F	G	Air Outlet Size	Air Inlet Size
KTJ25-20DG	700	460	513	507	387	50	36	236x225	236x225
KTJ23-31DG	675	600	488	647	450	50	36	360x275	510x350
KTJ25-41DG	675	600	488	647	450	50	36	347x275	510x350
KTJ28-51G	795	745	573	791	535	50	36	408x315	645x415
KTJ32-61G	795	745	573	791	535	50	36	397x315	645x415

Model	Voltage	Power	Air volume	Static Pressure	Speed	Noise	Weight
KTJ25-20DG	220V(380V)-50Hz	250W	2000m³/h	430Pa	1340rpm	55dB	32KG
KTJ23-31DG	220V(380V)-50Hz	550W	3100m³/h	440Pa	1340rpm	61dB	38KG
KTJ25-41DG	220V(380V)-50Hz	750W	4100m³/h	460Pa	1340rpm	65dB	41KG
KTJ28-51G	380V-50Hz	750W	5100m³/h	300Pa	940rpm	67dB	48KG
KTJ32-61G	380V-50Hz	1100W	6100m³/h	410Pa	940rpm	68dB	48KG

